

Name:

Date:

Class:

Accessible Toys Lab Sheet

Station 1: Maze Activity

Goal: Complete the maze while under different constraints.

Materials: Laminated maze, blindfold, visually impaired goggles, dry erase marker

Instructions: Make sure to erase the maze after each attempt.

1. Complete the maze while blindfolded.
2. Complete it while wearing the visually impaired goggles.
3. Complete the maze fully sighted.

Complete the following questions:

After completing the mazes, discuss the difficulty of completing the maze on your lab handout.

As a group, discuss how the others in the classroom affected your ability to complete the maze.

	Observations
<u>First try (Blindfolded):</u>	
<u>Second try (Visually Impaired):</u>	
<u>Third try (Fully Sighted):</u>	

Name:

Date:

Class:

Station 2: Sensory Activity

Goal: Use your sense of touch to count out 50 cent worth of coins, while blindfolded.

Materials: container of assorted coins, blindfold

Instructions:

1. While fully blindfolded, reach into the bowl of coins and try to count out enough coins to equal 50 cents.
2. Repeat this three times.
3. Record your actual count on your lab handout.

Complete the following questions:

- How do you know the difference between coins?

- Is there a weight difference?

- Where you surprised about what you counted?

	Observations
Count 1	
Count 2	
Count 3	

Name:



























Date:

Class:

Station 3: Introduction to Braille Activity

Goal: Become acquainted with the Braille alphabet.

Materials: puffy paint

The Braille Alphabet					
 A	 B	 C	 D	 E	 F
 G	 H	 I	 J	 K	 L
 M	 N	 O	 P	 Q	 R
 S	 T	 U	 V	 W	 X
 Y	 Z				

Instructions: Using the Braille alphabet, create your first name below with puffy paint.

Name:

Date:

Class:

Station 4: Vision Empower

Goal: Research Vision Empower, a non-profit organization in India.

Materials: Laptop/tablet/Chromebook

Instructions: Research Vision Empower on the internet and write your notes in the space provided below:

Questions to complete on your handout:

1. From researching Vision Empower, what does this organization do and how do they support visually impaired students?

2. Where is this company located?

3. What events has Vision Empower hosted that you found interesting? Why?